



NEW ZEALAND SECONDARY SCHOOLS SPORTS COUNCIL

2010 Sports Coordinators Survey

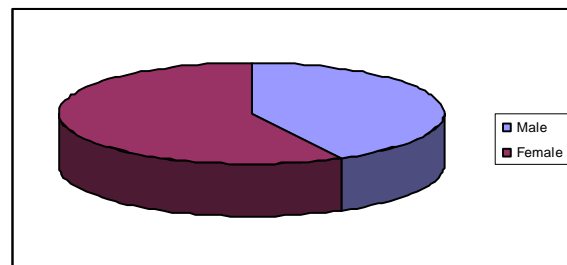
The following provides a summary of results for the 2010 NZSSSC on-line survey of sports coordinators in secondary schools. The results are based on 389 responses.

Executive Summary:

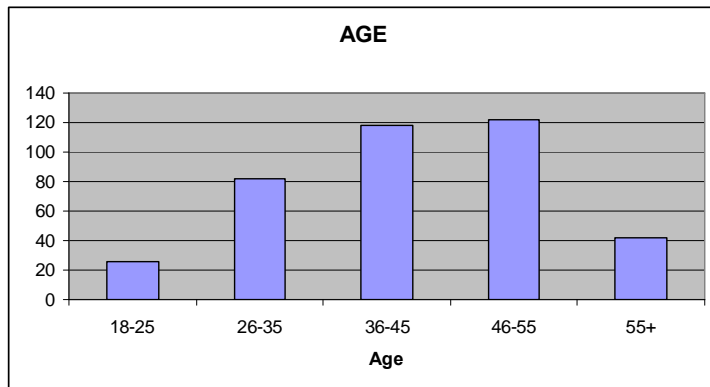
- 58% of Sports Coordinators are female
- 62% are part-time in the role
- 56% have been in the role for less than 3 years
- 64% are provided with a laptop
- 60% do not belong to a union
- 75% have permanent employment agreements
- 40% report directly to the principal
- 84% have a written job description
- 38% do not have a formal performance appraisal
- 62% do not have an annual remuneration review
- 93% have access to professional development opportunities
- 81% have access to administrative support
- 44% are paid via a salary
- of those on an hourly rate, the average reported rate was \$17.86 with a range from \$12.50 to \$27.00 per hour
- 71% of sports coordinators reported having tertiary qualifications
- 14% reported that they were currently undertaking study that was relevant to their sport coordinator role

1. PROFILE

GENDER		
Male	164	42%
Female	225	58%
TOTAL	389	100%

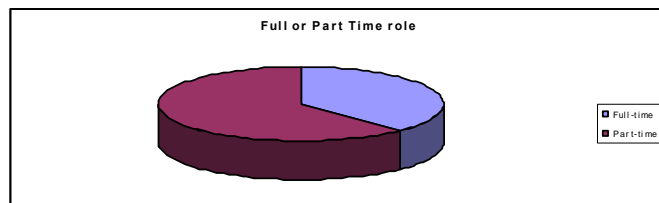


AGE		
18-25	26	7%
26-35	82	21%
36-45	118	30%
46-55	122	31%
55+	42	11%



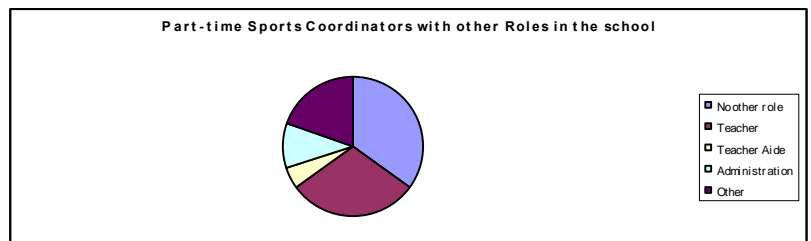
2. EMPLOYMENT CONDITIONS

Full-time	139	38%
Part-time	229	62%

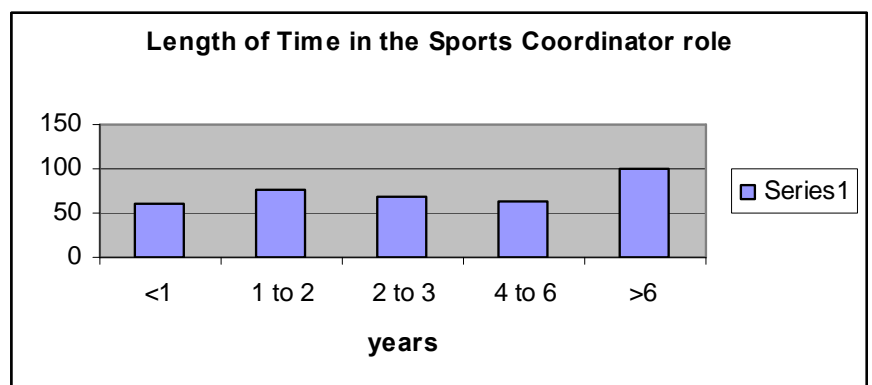


If part-time, other role in the school....

No other role	96	35%
Teacher	84	30%
Teacher Aide	14	5%
Administration	29	11%
Other	54	19%



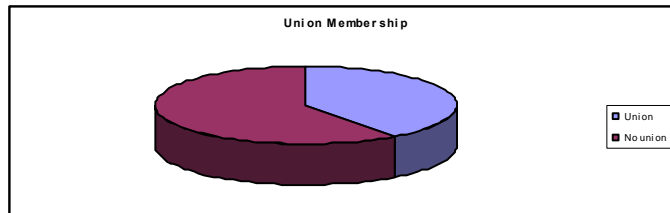
Time in role		
<1	61	17%
1 to 2	77	21%
2 to 3	68	18%
4 to 6	62	17%
>6	101	27%



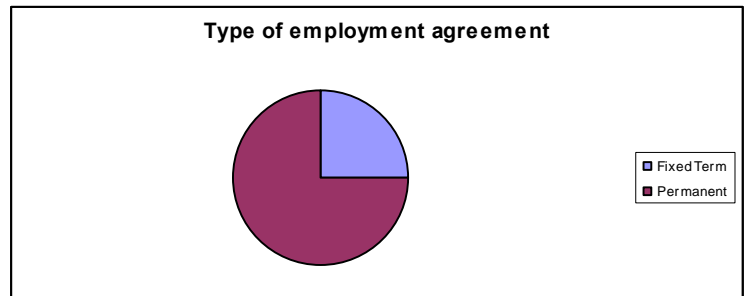
Additional Support Received		
Phone reimbursement	90	45%
Vehicle reimbursement	121	37%
Laptop	165	64%
Other	51	21%

Other included: management unit, admin support, time in lieu,

Union Membership		
NZEI	92	25%
PPTA	55	15%
None	217	60%



Type of Employment Agreement		
Fixed Term Collective	42	12%
Fixed Term Individual	80	23%
Permanent Collective	99	29%
Permanent Individual	123	36%

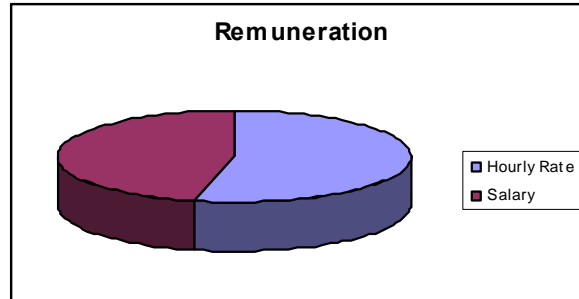


Sport Coordinator reports to		
Head of Department	137	38%
Deputy or Assistant Principal	81	22%
Principal	147	40%

I meet regularly with the management person responsible for my role	77%
I have a written job description	84%
I am on a school management committee to represent sport	45%
I have a formal annual performance appraisal	62%
I have an annual remuneration review	38%
I have access to professional development	93%
I have access to administration support	81%

3. REMUNERATION

Remuneration		
Hourly Rate	192	56%
Salary	167	44%



The average reported by those on an hourly rate was \$17.86 per hour with a range from \$12.50 per hour to \$27.00 per hour

4. QUALIFICATIONS

71% of sports coordinators reported having tertiary qualifications. Of those, 71% considered that their qualification as relevant to their work as a sport coordinator.

14% reported that they were currently undertaking study that was relevant to their sport coordinator role.

Type of Post Secondary Qualification		
Degree	121	29%
Diploma	110	26%
Certificate	67	16%
Other	17	4%
None	106	25%

